

# IAME SERIES FRANCE (Round 2)

## Minime Essais Qualificatifs Historique

N° Tour Secteur 1 Secteur 2 Secteur 3 Temps

### 803 NABTI-VIENNET Raphael

START					
803	1		<b>25.170</b>	<b>22.132</b>	
803	2	<b>19.786</b>	<b>21.377</b>	<b>20.288</b>	<b>1:01.451</b>
803	3	<b>17.545</b>	<b>21.002</b>	20.976	<b>59.523</b>
803	4	17.791	<b>20.532</b>	<b>20.143</b>	<b>58.466</b>
803	5	<b>17.299</b>	<b>20.468</b>	20.151	<b>57.918</b>
803	6	17.372	20.517	<b>20.084</b>	57.973
803	7	<b>17.232</b>	20.838	20.171	58.241
803	8	17.566	21.910	20.426	59.902
803	9	<b>17.068</b>	20.612	20.103	<b>57.783</b>
803	10	17.080	20.867	21.670	59.617
FINISH					
803	11	17.163	20.477	20.227	57.867

### 804 FONCK Nicolas

START					
804	1		<b>23.773</b>	<b>21.899</b>	
804	2	<b>19.833</b>	<b>21.248</b>	<b>20.206</b>	<b>1:01.287</b>
804	3	<b>17.553</b>	<b>21.000</b>	21.486	<b>1:00.039</b>
804	4	18.052	<b>20.525</b>	<b>20.026</b>	<b>58.603</b>
804	5	<b>16.927</b>	20.617	20.817	<b>58.361</b>
804	6	<b>16.788</b>	<b>20.367</b>	21.078	<b>58.233</b>
804	7	17.111	20.481	<b>19.923</b>	<b>57.515</b>
804	8	17.062	20.453	20.108	57.623
804	9	17.666	<b>20.176</b>	20.004	57.846
804	10	17.054	20.389	20.267	57.710
FINISH					
804	11	17.091	20.298	20.883	58.272

### 805 LE MARCHAND Maël

START					
805	1		<b>22.996</b>	<b>21.414</b>	
805	2	<b>18.237</b>	<b>21.500</b>	<b>20.540</b>	<b>1:00.277</b>
805	3	<b>17.648</b>	<b>20.579</b>	<b>20.443</b>	<b>58.670</b>
805	4	31.631	21.235	<b>20.376</b>	1:13.242
805	5	<b>17.308</b>	20.998	20.920	59.226
805	6	<b>17.075</b>	20.901	<b>19.956</b>	<b>57.932</b>
805	7	17.357	<b>20.371</b>	<b>19.858</b>	<b>57.586</b>
805	8	<b>17.040</b>	20.719	20.132	57.891
805	9	17.105	20.505	20.325	57.935
FINISH					
805	10	17.244	22.134	20.276	59.654

N° Tour Secteur 1 Secteur 2 Secteur 3 Temps

### 807 GILTAIRE Elyo

START					
807	1		<b>23.458</b>	<b>21.219</b>	
807	2	<b>19.826</b>	<b>21.539</b>	<b>20.114</b>	<b>1:01.479</b>
807	3	<b>17.595</b>	<b>21.018</b>	20.442	<b>59.055</b>
807	4	17.817	<b>20.701</b>	<b>20.052</b>	<b>58.570</b>
807	5	<b>17.189</b>	<b>20.651</b>	<b>19.931</b>	<b>57.771</b>
807	6	17.408	20.721	19.995	58.124
807	7	<b>17.185</b>	20.903	20.029	58.117
807	8	17.591	<b>20.426</b>	20.344	58.361
807	9	<b>17.112</b>	<b>20.326</b>	20.004	<b>57.442</b>
807	10	17.171	20.349	20.081	57.601
FINISH					
807	11	17.231	20.391	20.162	57.784

### 811 AVRIL Jules

START					
811	1		<b>24.734</b>	<b>20.875</b>	
811	2	<b>17.756</b>	<b>20.661</b>	<b>20.074</b>	<b>58.491</b>
811	3	<b>17.121</b>	<b>20.318</b>	<b>19.823</b>	<b>57.262</b>
811	4	18.393	20.472	20.158	59.023
811	5	<b>17.105</b>	<b>20.173</b>	19.845	<b>57.123</b>
811	6	<b>16.980</b>	20.194	19.942	<b>57.116</b>
811	7	<b>16.895</b>	<b>20.109</b>	20.046	<b>57.050</b>
811	8	16.939	20.187	19.852	<b>56.978</b>
811	9	<b>16.814</b>	20.123	19.880	<b>56.817</b>
811	10	17.076	20.193	20.052	57.321
FINISH					
811	11	16.945	20.166	20.251	57.362

### 816 ROUSSEL Roméo

START					
816	1		<b>22.099</b>	<b>20.447</b>	
816	2	<b>17.685</b>	<b>20.605</b>	<b>20.368</b>	<b>58.658</b>
816	3	<b>17.256</b>	<b>20.259</b>	<b>20.047</b>	<b>57.562</b>
816	4	<b>16.997</b>	20.410	20.315	57.722
816	5	<b>16.881</b>	20.297	20.266	<b>57.444</b>
816	6	17.022	20.273	20.358	57.653
816	7	16.913	20.308	20.227	57.448
816	8	17.006	20.401	20.200	57.607
816	9	17.053	20.373	20.256	57.682
816	10	16.993	20.404	20.425	57.822
FINISH					
816	11	17.033	20.322	20.462	57.817

IAME SERIES FRANCE (Round 2)

Minime

Essais Qualificatifs

Historique

N°	Tour	Secteur 1	Secteur 2	Secteur 3	Temps
<b>819 BIENAIME Elouan</b>					
START					
819	1		21.398	20.230	
819	2	17.557	20.283	19.813	57.653
819	3	17.259	20.182	20.029	57.470
819	4	17.244	20.178	20.078	57.500
819	5	16.929	20.154	19.999	57.082
819	6	17.140	20.281	19.797	57.218
819	7	16.850	20.270	19.889	57.009
819	8	16.868	20.076	20.074	57.018
819	9	16.792	20.108	19.962	56.862
819	10	16.733	20.039	20.191	56.963
FINISH					
819	11	16.900	20.109	19.953	56.962

N°	Tour	Secteur 1	Secteur 2	Secteur 3	Temps
<b>827 DORISON Arthur</b>					
START					
827	1		22.176	20.276	
827	2	17.235	20.216	19.938	57.389
827	3	16.783	20.072	19.749	56.604
827	4	16.758	20.261	20.556	57.575
827	5	16.584	20.563	20.252	57.399
827	6	16.594	19.990	19.754	56.338
827	7	16.548	20.362	19.828	56.738
827	8	16.661	20.065	19.921	56.647
827	9	16.577	20.089	19.734	56.400
827	10	16.570	20.324	20.064	56.958
FINISH					
827	11	16.638	20.075	20.503	57.216

N°	Tour	Secteur 1	Secteur 2	Secteur 3	Temps
<b>823 WEISENBURGER Pacôme</b>					
START					
823	1		22.237	20.326	
823	2	17.283	20.440	19.903	57.626
823	3	16.668	20.104	19.717	56.489
823	4	16.639	20.120	19.597	56.356
823	5	16.534	20.063	19.877	56.474
823	6	16.669	19.956	19.868	56.493
823	7	16.761	20.377	19.874	57.012
823	8	16.663	20.001	19.734	56.398
823	9	16.653	20.104	21.560	58.317
823	10	16.631	20.134	20.123	56.888
FINISH					
823	11	16.619	20.110	19.979	56.708

N°	Tour	Secteur 1	Secteur 2	Secteur 3	Temps
<b>828 SALIGNON Luca</b>					
START					
828	1		21.457	20.038	
828	2	17.182	20.211	19.856	57.249
828	3	16.877	20.114	19.841	56.832
828	4	16.808	20.169	19.829	56.806
828	5	16.724	20.184	19.952	56.860
828	6	16.821	20.108	19.791	56.720
828	7	16.736	20.239	19.897	56.872
828	8	16.801	20.440	19.856	57.097
828	9	16.927	20.227	19.888	57.042
FINISH					
828	10	16.760	20.253	20.346	57.359

N°	Tour	Secteur 1	Secteur 2	Secteur 3	Temps
<b>826 PAGES Quentin</b>					
START					
826	1		21.272	20.081	
826	2	17.403	20.234	19.705	57.342
826	3	17.011	19.961	19.779	56.751
826	4	16.798	19.931	19.731	56.460
826	5	16.589	19.986	19.628	56.203
826	6	16.706	20.083	19.847	56.636
826	7	16.655	19.977	19.907	56.539
826	8	16.593	19.947	19.867	56.407
826	9	16.707	20.031	19.935	56.673
826	10	16.767	20.020	20.054	56.841
FINISH					
826	11	16.834	20.002	20.081	56.917

N°	Tour	Secteur 1	Secteur 2	Secteur 3	Temps
<b>830 GRISEL Antoine</b>					
START					
830	1		23.671	20.625	
830	2	19.358	21.721	20.087	1:01.166
830	3	17.630	20.961	20.475	59.066
830	4	17.497	20.394	20.184	58.075
830	5	17.273	20.313	20.249	57.835
830	6	17.568	20.491	20.043	58.102
830	7	17.405	20.545	20.367	58.317
830	8	17.514	20.353	20.158	58.025
830	9	17.485	20.321	20.108	57.914
830	10	17.355	20.220	20.243	57.818
FINISH					
830	11	17.200	20.342	20.221	57.763

N°	Tour	Secteur 1	Secteur 2	Secteur 3	Temps
<b>833 MARTINIELLO Hugo</b>					
START					

IAME SERIES FRANCE (Round 2)

Minime

Essais Qualificatifs

Historique

N°	Tour	Secteur 1	Secteur 2	Secteur 3	Temps
833	1		<b>22.089</b>	<b>21.353</b>	
833	2	<b>17.423</b>	<b>20.401</b>	<b>19.780</b>	<b>57.604</b>
833	3	<b>16.782</b>	<b>20.198</b>	<b>19.630</b>	<b>56.610</b>
833	4	16.898	<b>20.181</b>	19.777	56.856
833	5	<b>16.593</b>	20.184	19.732	<b>56.509</b>
833	6	16.742	20.337	19.803	56.882
833	7	16.633	20.357	19.756	56.746
833	8	16.674	<b>20.130</b>	19.697	<b>56.501</b>
833	9	16.615	20.150	19.836	56.601
833	10	17.930	20.384	20.027	58.341
FINISH					
833	11	16.722	20.164	19.925	56.811

N°	Tour	Secteur 1	Secteur 2	Secteur 3	Temps
850	3	<b>17.183</b>	<b>20.541</b>	20.426	<b>58.150</b>
850	4	17.875	20.679	20.577	59.131
850	5	17.381	20.598	20.405	58.384
850	6	17.473	<b>20.365</b>	20.268	<b>58.106</b>
850	7	17.201	20.438	20.301	<b>57.940</b>
850	8	17.293	20.370	20.296	57.959
850	9	17.309	20.430	20.303	58.042
850	10	17.243	<b>20.357</b>	20.631	58.231
FINISH					
850	11	17.340	20.508	20.514	58.362

**855 SCHULZ Walter**

START					
855	1		<b>21.252</b>	<b>20.179</b>	
855	2	<b>17.646</b>	<b>20.360</b>	<b>20.062</b>	<b>58.068</b>
855	3	<b>17.444</b>	<b>20.355</b>	<b>19.880</b>	<b>57.679</b>
855	4	<b>17.337</b>	<b>20.093</b>	19.907	<b>57.337</b>
855	5	<b>17.148</b>	20.133	19.895	<b>57.176</b>
855	6	<b>16.766</b>	20.460	<b>19.814</b>	<b>57.040</b>
855	7	<b>16.691</b>	<b>20.072</b>	<b>19.734</b>	<b>56.497</b>
855	8	16.744	20.205	19.964	56.913
855	9	16.758	20.181	19.961	56.900
855	10	16.726	20.154	20.086	56.966
FINISH					
855	11	16.811	20.500	20.204	57.515

**871 GRISEL Paul**

START					
871	1		<b>22.157</b>	<b>20.201</b>	
871	2	<b>17.129</b>	<b>20.219</b>	<b>19.764</b>	<b>57.112</b>
871	3	<b>16.769</b>	<b>20.018</b>	<b>19.583</b>	<b>56.370</b>
871	4	16.786	20.053	<b>19.562</b>	56.401
871	5	<b>16.768</b>	20.462	19.864	57.094
871	6	<b>16.733</b>	20.078	19.791	56.602
871	7	<b>16.671</b>	20.417	19.907	56.995
871	8	16.685	20.062	19.715	56.462
871	9	16.718	20.073	19.749	56.540
871	10	<b>16.606</b>	20.088	20.124	56.818
FINISH					
871	11	16.862	20.473	20.407	57.742

**887 NEVEU Nolan**

START					
887	1		<b>21.908</b>	<b>20.365</b>	
887	2	<b>17.544</b>	<b>20.567</b>	<b>20.001</b>	<b>58.112</b>
887	3	<b>17.047</b>	<b>20.462</b>	20.042	<b>57.551</b>

**841 DREUX Thomas**

START					
841	1		<b>23.505</b>	<b>21.703</b>	
841	2	<b>17.636</b>	<b>20.753</b>	<b>20.545</b>	<b>58.934</b>
841	3	<b>17.274</b>	<b>20.668</b>	<b>20.281</b>	<b>58.223</b>
841	4	17.952	20.779	20.651	59.382
841	5	17.287	<b>20.626</b>	20.470	58.383
841	6	17.807	<b>20.563</b>	<b>20.211</b>	58.581
841	7	<b>17.154</b>	30.204	20.527	1:07.885
841	8	17.175	20.589	20.317	<b>58.081</b>
841	9	<b>17.062</b>	20.679	20.369	58.110
FINISH					
841	10	17.298	20.826	20.548	58.672

**846 QUINCE Thomas**

START					
846	1		<b>21.830</b>	<b>20.619</b>	
846	2	<b>18.852</b>	<b>20.910</b>	<b>20.358</b>	<b>1:00.120</b>
846	3	<b>17.132</b>	<b>20.310</b>	<b>20.089</b>	<b>57.531</b>
846	4	17.159	<b>20.273</b>	<b>19.905</b>	<b>57.337</b>
846	5	17.158	<b>20.213</b>	20.025	57.396
846	6	<b>16.991</b>	<b>20.162</b>	<b>19.851</b>	<b>57.004</b>
846	7	<b>16.915</b>	<b>20.130</b>	<b>19.796</b>	<b>56.841</b>
846	8	17.009	<b>20.097</b>	19.968	57.074
846	9	<b>16.857</b>	20.329	20.001	57.187
846	10	17.106	20.268	20.176	57.550
FINISH					
846	11	16.933	20.251	20.099	57.283

**850 MICHARDIERE Batiste**

START					
850	1		<b>23.186</b>	<b>21.699</b>	
850	2	<b>18.282</b>	<b>20.645</b>	<b>20.156</b>	<b>59.083</b>

IAME SERIES FRANCE (Round 2)

Minime

Essais Qualificatifs

Historique

N°	Tour	Secteur 1	Secteur 2	Secteur 3	Temps
887	4	<b>16.995</b>	<b>20.401</b>	20.021	<b>57.417</b>
887	5	17.015	20.471	20.080	57.566
887	6	<b>16.941</b>	20.451	20.044	57.436
887	7	<b>16.916</b>	20.426	20.081	57.423
887	8	16.943	20.466	<b>19.999</b>	<b>57.408</b>
887	9	16.981	20.436	20.101	57.518
887	10	17.057	20.468	20.188	57.713
FINISH					
887	11	17.014	20.666	20.175	57.855

**888 OUTRAN Clément**





















START					
888	1		<b>21.028</b>	<b>20.700</b>	
888	2	<b>17.221</b>	<b>20.090</b>	<b>19.736</b>	<b>57.047</b>
888	3	<b>16.629</b>	<b>19.990</b>	<b>19.542</b>	<b>56.161</b>
888	4	16.997	20.315	19.747	57.059
888	5	16.634	<b>19.929</b>	19.695	56.258
888	6	17.333	20.196	19.744	57.273
888	7	16.743	<b>19.909</b>	19.921	56.573
888	8	<b>16.552</b>	19.912	19.579	<b>56.043</b>
888	9	16.815	20.035	19.761	56.611
FINISH					

## IAME SERIES FRANCE (Round 2)

### Minime

### Essais Qualificatifs

### Classement de la séance

Clt	N°	Pilote	Nat	Meilleur S1	Meilleur S2	Meilleur S3	Temps idéal	Temps	Ecart	Tour
1	888	OUTRAN Clément		16.552	19.909	19.542	56.003	<b>56.043</b>		8
2	826	PAGES Quentin		16.589	19.931	19.628	56.148	<b>56.203</b>	+0.160	5
3	827	DORISON Arthur		16.548	19.990	19.734	56.272	<b>56.338</b>	+0.295	6
4	823	WEISENBURGER Pacôme		16.534	19.956	19.597	56.087	<b>56.356</b>	+0.313	4
5	871	GRISEL Paul		16.606	20.018	19.562	56.186	<b>56.370</b>	+0.327	3
6	855	SCHULZ Walter		16.691	20.072	19.734	56.497	<b>56.497</b>	+0.454	7
7	833	MARTINIELLO Hugo		16.593	20.130	19.630	56.353	<b>56.501</b>	+0.458	8
8	828	SALIGNON Luca		16.724	20.108	19.791	56.623	<b>56.720</b>	+0.677	6
9	811	AVRIL Jules		16.814	20.109	19.823	56.746	<b>56.817</b>	+0.774	9
10	846	QUINCE Thomas		16.857	20.097	19.796	56.750	<b>56.841</b>	+0.798	7
11	819	BIENAIME Elouan		16.733	20.039	19.797	56.569	<b>56.862</b>	+0.819	9
12	887	NEVEU Nolan		16.916	20.401	19.999	57.316	<b>57.408</b>	+1.365	8
13	807	GILTAIRE Elyo		17.112	20.326	19.931	57.369	<b>57.442</b>	+1.399	9
14	816	ROUSSEL Roméo		16.881	20.259	20.047	57.187	<b>57.444</b>	+1.401	5
15	804	FONCK Nicolas		16.788	20.176	19.923	56.887	<b>57.515</b>	+1.472	7
16	805	LE MARCHAND Maël		17.040	20.371	19.858	57.269	<b>57.586</b>	+1.543	7
17	830	GRISEL Antoine		17.200	20.220	20.043	57.463	<b>57.763</b>	+1.720	11
18	803	NABTI-VIENNET Raphael		17.068	20.468	20.084	57.620	<b>57.783</b>	+1.740	9
19	850	MICHARDIERE Batiste		17.183	20.357	20.156	57.696	<b>57.940</b>	+1.897	7
20	841	DREUX Thomas		17.062	20.563	20.211	57.836	<b>58.081</b>	+2.038	8

Sous réserve de fait sportif ou contrôle technique

Le Chronométrage

Heure d'affichage

Le Président du Collège